

DEVELOPMENT CONTROL PERFORMANCE STATISTICS

**BEST VALUE INDICATOR BV109 -
DETERMINING PLANNING APPLICATIONS**

March 2008 Performance

In March 2008 there were 189 planning applications determined, with performance in each category as follows -

75% of major applications were determined within 13 weeks (3 out of 4)

76% of minor applications were determined within 8 weeks (31 out of 41 cases)

90% of other applications were determined within 8 weeks (130 out of 144 cases)

For an explanation of the categories see Appendix I

Year Performance – 2007/08

In the financial year 2007/08 there were 2163 planning applications determined, with performance in each category as follows -

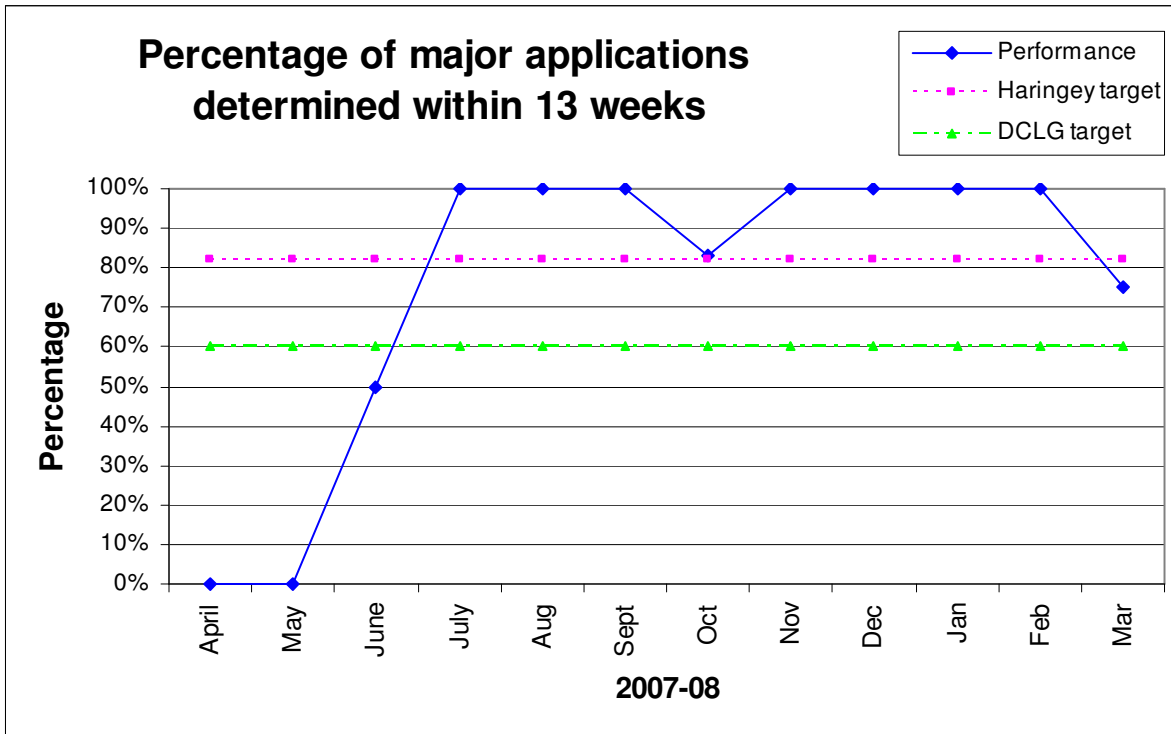
79% of major applications were determined within 13 weeks (22 out of 28 cases)

78% of minor applications were determined within 8 weeks (427 out of 551 cases)

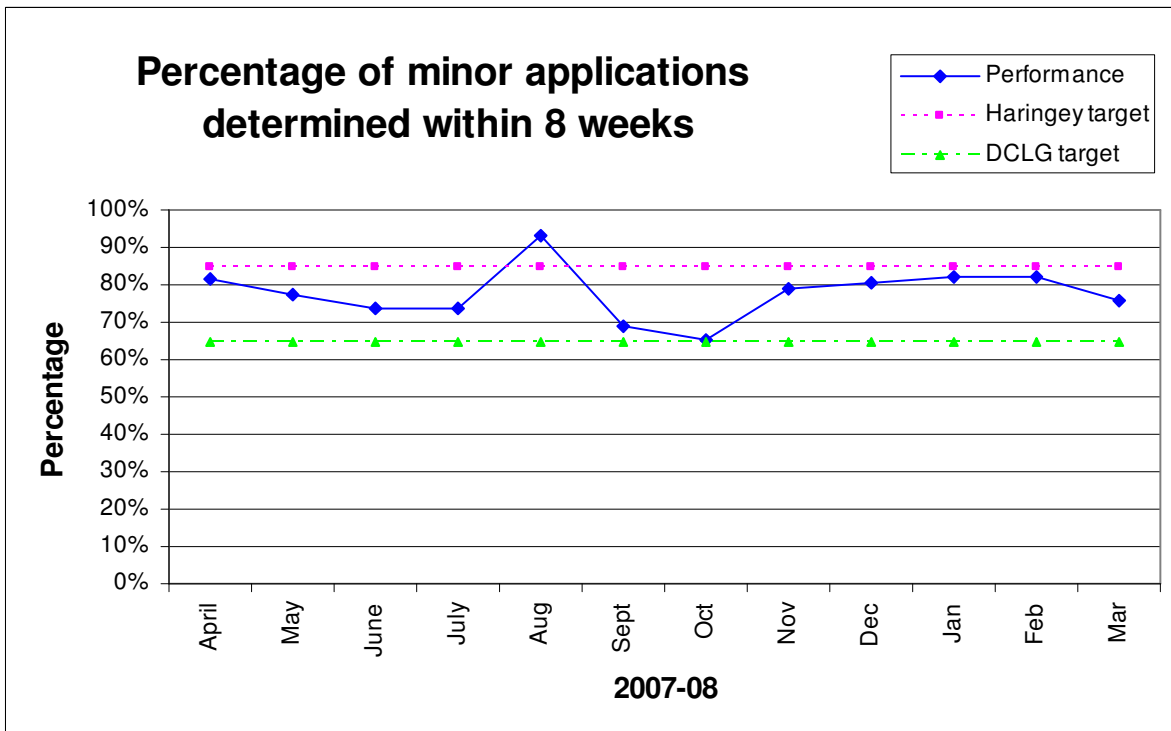
88% of other applications were determined within 8 weeks (1399 out of 1584 cases)

The monthly performance for each of the categories is shown in the following graphs:

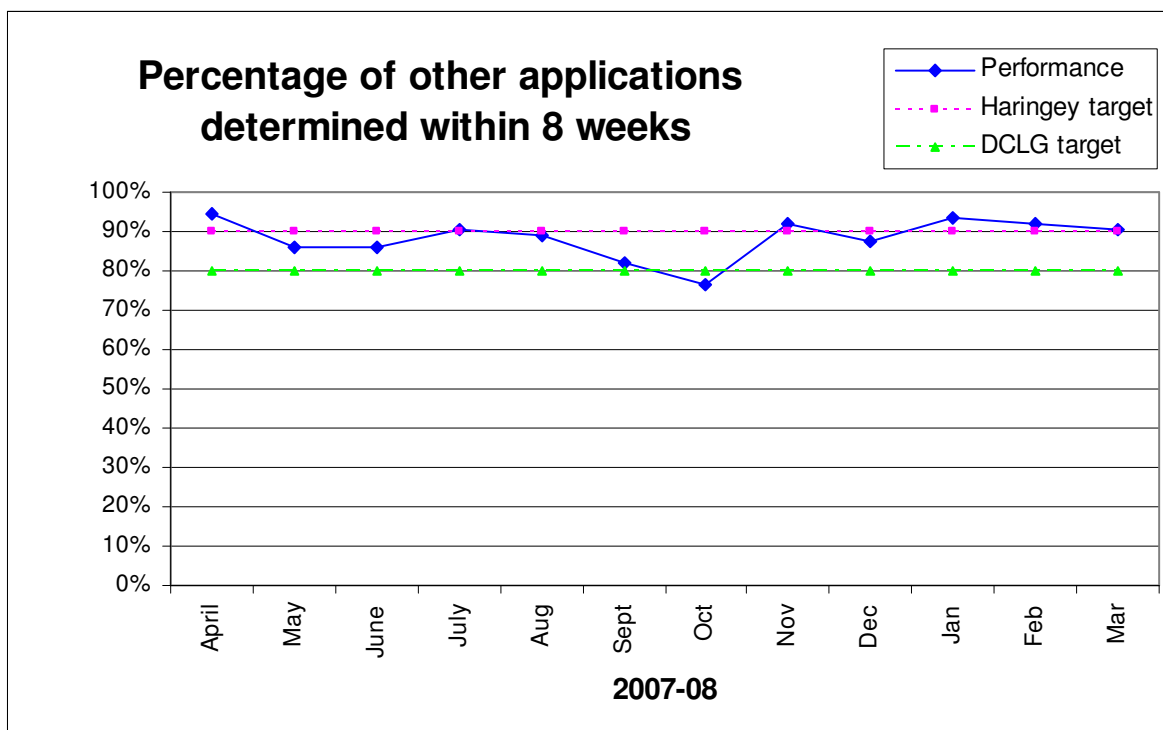
Major Applications 2007/08



Minor Applications 2007/08



Other applications 2007/08



Background/Targets

BV109 is one of the Department for Communities and Local Government (DCLG) Best Value indicators for 2007/08.

It sets the following targets for determining planning applications:

- a. 60% of major applications within 13 weeks
- b. 65% of minor applications within 8 weeks
- c. 80% of other applications within 8 weeks

Haringey has set its own challenging targets for 2007/08 in relation to BV109. These are set out in Planning Policy & Development (PPD) Business Plan 2007-10 and are to determine:

- a. 82% of major applications within 13 weeks
- b. 85% of minor applications within 8 weeks
- c. 90% of other applications within 8 weeks

Appendix I

Explanation of categories

The BV109 indicator covers planning applications included in the DCLG PS1/2 statutory return.

It *excludes* the following types of applications - TPO's, Telecommunications, Reserve Matters and Observations.

The definition for each of the category of applications is as follows:

Major applications -

For dwellings, where the number of dwellings to be constructed is 10 or more
For all other uses, where the floorspace to be built is 1,000 sq.m. or more, or where the site area is 1 hectare or more.

Minor application -

Where the development does not meet the requirement for a major application nor the definitions of Change of Use or Householder Development.

Other applications -

All other applications, *excluding* TPO's, Telecommunications, Reserve Matters and Observations.

DEVELOPMENT CONTROL PERFORMANCE STATISTICS

GRANTED / REFUSAL RATES FOR DECISIONS

March 2008 Performance

In March 2008, excluding Certificate of Lawfulness applications, there were 158 applications determined of which:

66% were granted (104 out of 158)

34% were refused (54 out of 158)

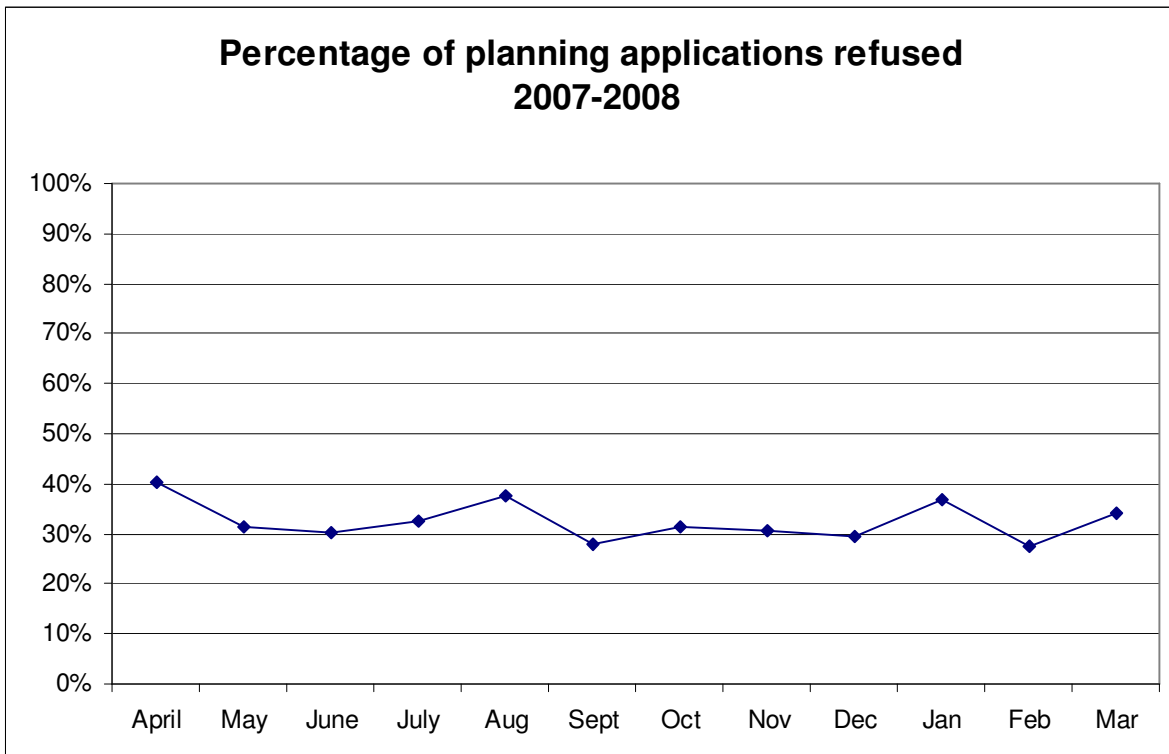
Year Performance – 2007/08

In the financial year 2007/08, excluding Certificate of Lawfulness applications, there were 1777 applications determined of which:

68% were granted (1200 out of 1777)

32% were refused (577 out of 1777)

The monthly refusal rate is shown on the following graph:



DEVELOPMENT CONTROL PERFORMANCE STATISTICS

BEST VALUE INDICATOR BV204 - APPEALS AGAINST REFUSAL OF PLANNING PERMISSION

March 2008 Performance

In March 2008 there were 2 planning appeals determined against Haringey's decision to refuse planning permission, with performance being as follows -

50% of appeals allowed on refusals (1 out of 2 cases)

50% of appeals dismissed on refusals (1 out of 2 cases)

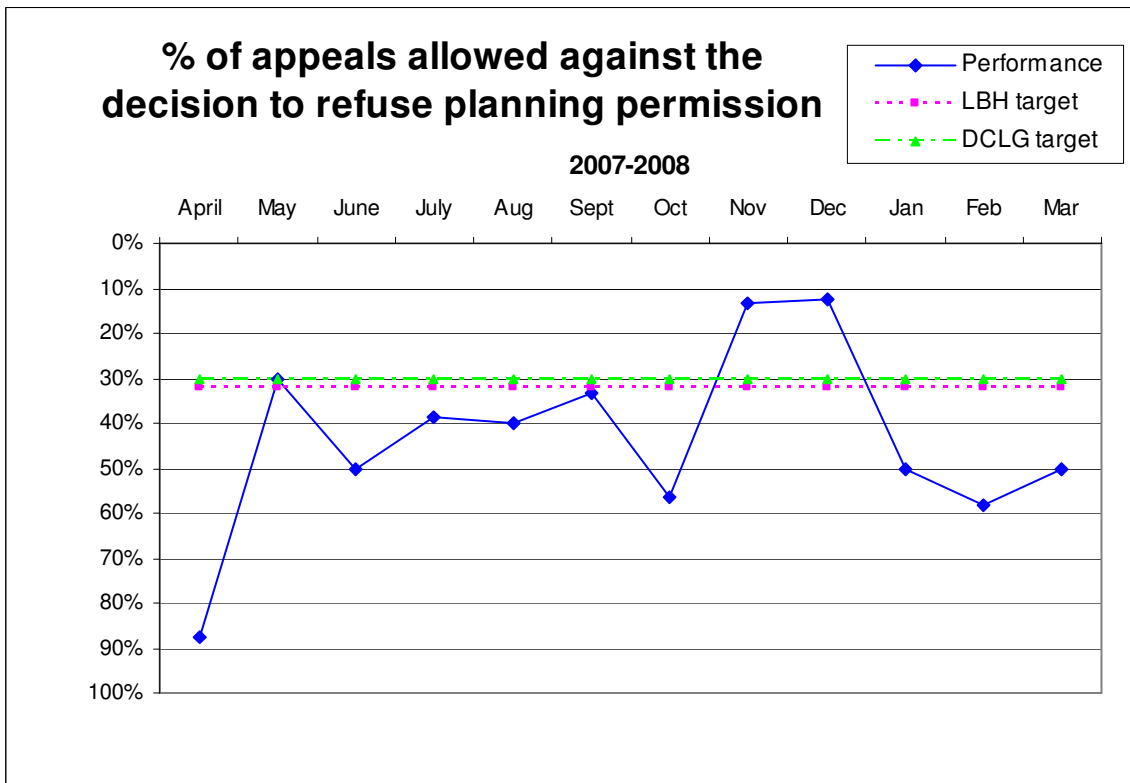
Year Performance – 2007/08

In the financial year 2007/08 there were 122 planning appeals determined against Haringey's decision to refuse planning permission, with performance being as follows -

42.6% of appeals allowed on refusals (52 out of 122 cases)

57.4% of appeals dismissed on refusals (70 out of 122 cases)

The monthly performance is shown in the following graph:



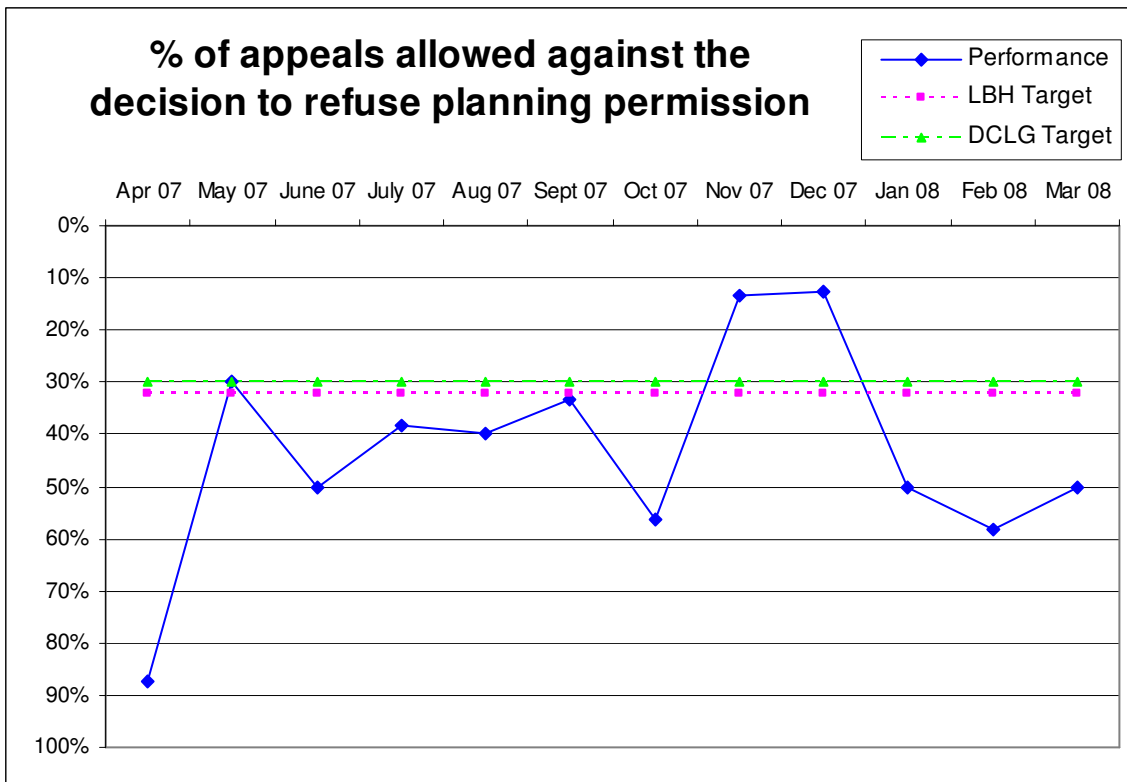
Last 12 months performance – April 2007 to March 2008

In the 12 month period April 2007 to March 2008 there were 122 planning appeals determined against Haringey's decision to refuse planning permission, with performance being as follows -

42.6% of appeals allowed on refusals (52 out of 122 cases)

57.4% of appeals dismissed on refusals (70 out of 122 cases)

The monthly performance for this period is shown in the following graph:



Background/Targets

BV204 is one of the Department of Communities and Local Government (DCLG) Best Value indicators for 2007/08.

It sets a target for the percentage of appeals allowed against the authority's decision to refuse planning permission.

The target set by DCLG for 2007/08 is 30%^

Haringey has set its own target for 2007/08 in relation to BV204. This is set out in PPD Business Plan 2007-10.

The target set by Haringey for 2007/08 is 32%

(^ The lower the percentage of appeals allowed the better the performance)